

16-JULY-2019

Forex Update



For More Information Please visit www.epicresearch.co or contact info@epicresearch.co

Please refer to disclaimer at the end of the report.

RBI DAILY REFERENCE RATES

| Date | Time | INR / 1 USD | INR / 1 GBP | INR / 1 EUR | INR / 100 JPY |
|-------------|------------|-------------|-------------|-------------|---------------|
| 12 Jul 2019 | 1:30:00 PM | 68.5855 | 86.0112 | 77.2931 | 63.30 |
| 11 Jul 2019 | 1:30:00 PM | 68.3665 | 85.6541 | 77.0436 | 63.32 |

DAILY SUPPORT AND RESISTANCE

| CURRENCY | SUPPORT 2 | SUPPORT 1 | PIVOT POINT | RESISTANCE 1 | RESISTANCE 2 |
|----------|-----------|-----------|-------------|--------------|--------------|
| USDINR | 68.53 | 68.58 | 68.64 | 68.69 | 68.75 |
| EURINR | 77.40 | 77.46 | 77.52 | 77.58 | 77.65 |
| GBPINR | 77.40 | 77.46 | 77.52 | 77.58 | 77.65 |
| JPYINR | 63.51 | 63.62 | 63.69 | 63.79 | 63.86 |






















EPIC DAILY TOP PICK USD/INR DAILY CHART



TRADING STRATEGY :

BUY USDINR 68.615 TARGET 68.635 68.665 SL BELOW 68.585
 SELL USDINR 68.489 TARGET 68.469 68.439 SL ABOVE 68.529

ECONOMIC DAILY EVENTS

| Time | Cur. | Imp. | Event | Actual | Forecast | Previous |
|---------------------------------|---|----------------|---|--------|----------|----------|
| Monday, July 15, 2019 | | | | | | |
| All Day |  | Holiday | Japan - Marine Day | | | |
| 07:30 |  CNY | ▼ ▼ ▼ | GDP (YoY) (Q2) | | 6.2% | 6.4% |
| 07:30 |  CNY | ▼ ▼ ▼ | Industrial Production (YoY) (Jun) | | 5.2% | 5.0% |
| Tuesday, July 16, 2019 | | | | | | |
| All Day |  | Holiday | Thailand - Asarnha Bucha Day | | | |
| 04:15 |  NZD | ▼ ▼ ▼ | CPI (QoQ) (Q2) | | 0.6% | 0.1% |
| 07:00 |  AUD | ▼ ▼ ▼ | RBA Meeting Minutes  | | | |
| 14:00 |  GBP | ▼ ▼ ▼ | Average Earnings Index +Bonus (May) | | 3.1% | 3.1% |
| 14:00 |  GBP | ▼ ▼ ▼ | Claimant Count Change (Jun) | | 22.9K | 23.2K |
| 14:30 |  EUR | ▼ ▼ ▼ | German ZEW Economic Sentiment (Jul) | | -20.0 | -21.1 |
| 18:00 |  USD | ▼ ▼ ▼ | Core Retail Sales (MoM) (Jun) | | 0.2% | 0.5% |
| 18:00 |  USD | ▼ ▼ ▼ | Retail Sales (MoM) (Jun) | | 0.2% | 0.5% |
| Wednesday, July 17, 2019 | | | | | | |
| 14:00 |  GBP | ▼ ▼ ▼ | CPI (YoY) (Jun) | | 2.0% | 2.0% |
| 14:30 |  EUR | ▼ ▼ ▼ | CPI (YoY) (Jun) | | 1.2% | 1.2% |
| 18:00 |  USD | ▼ ▼ ▼ | Building Permits (Jun) | | 1.300M | 1.299M |
| 18:00 |  CAD | ▼ ▼ ▼ | Core CPI (MoM) (Jun) | | | 0.4% |
| 20:00 |  USD | ▼ ▼ ▼ | Crude Oil Inventories | | -3.081M | -9.499M |
| Thursday, July 18, 2019 | | | | | | |
| 07:00 |  AUD | ▼ ▼ ▼ | Employment Change (Jun) | | 10.0K | 42.3K |
| 14:00 |  GBP | ▼ ▼ ▼ | Retail Sales (MoM) (Jun) | | -0.3% | -0.5% |
| 18:00 |  USD | ▼ ▼ ▼ | Philadelphia Fed Manufacturing Index (Jul) | | 5.0 | 0.3 |
| Friday, July 19, 2019 | | | | | | |
| 18:00 |  CAD | ▼ ▼ ▼ | Core Retail Sales (MoM) (May) | | 0.4% | 0.1% |



Forex Update

For India: Info@epicresearch.co Address: 8th Floor, Atulya IT Park, Bhawarkua Main Rd, Indore, (M.P.) 452014

For United States- HNI& NRI Sales Contact: 2117 Arbor Vista Dr. Charlotte (NC)-Cell: +1 704 249 23

For Australia- HNI & NRI Sales Contact: Mintara Road, Tarneit, Victoria, Post Code 3029 Cell: +61 422 063855

Singapore- www.epicresearch.sg Contact +65-3158-1402

Malaysia- www.epicresearch.my Contact +60-3502-19047

Epic Research is one of India's largest Financial Advisory house. Epic Research is amongst leading and most valuable financial advisory provider companies in the private sector.

DISCLAIMER

The information and views in this report, our website & all the service we provide are believed to be reliable, but we do not accept any responsibility (or liability) for errors of fact or opinion. Users have the right to choose the product/s that suits them the most. Sincere efforts have been made to present the right investment perspective. The information contained herein is based on analysis and up on sources that we consider reliable. This material is for personal information and based upon it & takes no responsibility. The information given herein should be treated as only factor, while making investment decision. The report does not provide individually tailor-made investment advice. Epic research recommends that investors independently evaluate particular investments and strategies, and encourages investors to seek the advice of a financial adviser. Epic research shall not be responsible for any transaction conducted based on the information given in this report. The share price projections shown are not necessarily indicative of future price performance. The information herein, together with all estimates and forecasts, can change without notice. Analyst or any person related to epic research might be holding positions in the stocks recommended. It is understood that anyone who is browsing through the site has done so at his free will and does not read any views ex-pressed as a recommendation for which either the site or its owners or anyone can be held responsible. Any surfing and reading of the information is the acceptance of this disclaimer. Investment in equity, futures, Forex and commodity market has its own risks. We, however, do not vouch for the accuracy or the completeness thereof. We are not responsible for any loss incurred whatsoever for any financial profits or loss which may arise from the recommendations above epic research does not purport to be an invitation or an offer to buy or sell any financial instrument. Our Clients (Paid or Unpaid), any third party or anyone else have no rights to forward or share our calls or SMS or Report or Any Information Provided by us to/with anyone which is received directly or indirectly by them. If found so then Serious Legal Actions can be taken.